

FANTASY L.A.N.D.

Natural Environment

Alexis from purpleshefclub.com











Section 3

- Select biomes based on climate
- Pin where on our map these biomes will be
- Map changes if needed

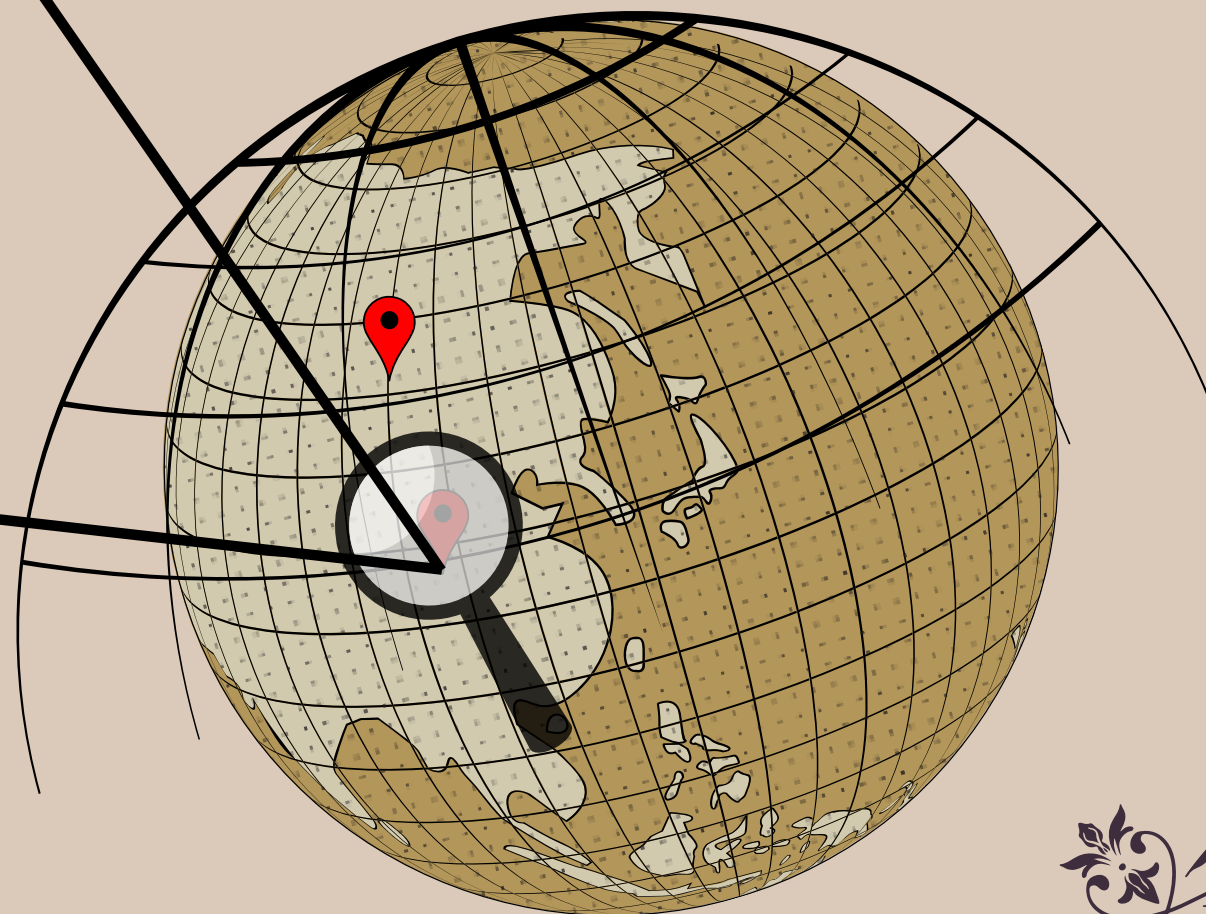


Climates

www.purpleshelfclub.com

 North Frigid Zone <ul style="list-style-type: none">• Freezing temps and long winters• Harsh weather, limited sun• Has a midnight sun and polar night• Winter -45 to -15°F. Summer 32°F• Taiga and Tundra biomes	 North Temperate Zone <ul style="list-style-type: none">• Mild climate, 4 seasons• Edges of zones are subtropics/subarctic /subantarctic• Temperate deciduous forest, Temperate grasslands, and Cold deserts biomes	 North Tropical Zone <ul style="list-style-type: none">• Sun is directly overhead at least 1/year• Has a dry and wet season• Tropical rainforest, Tropical grassland, and Warm desert biomes
 South Tropical Zone <ul style="list-style-type: none">• Sun is directly overhead at least 1/year• Has a dry and wet season• Tropical rainforest, Tropical grassland, and Warm desert biomes	 South Temperate Zone <ul style="list-style-type: none">• Mild climate, 4 seasons• Edges of zones are subtropics/subarctic /subantarctic• Temperate deciduous forest, Temperate grasslands, and Cold deserts biomes	 South Frigid Zone <ul style="list-style-type: none">• Freezing temps• Harsh weather, limited sun• Has a midnight sun and polar night• Winter -85° F• Taiga and Tundra biomes


- Step 1:
 - Select your climate (s)
 - Measure time
 - Seasons of the year
- Step 2:
 - Terrain
 - Adjust map
- Step 3:
 - Choose biomes based on climate
 - Pin where on our map these biomes will be
 - Adjust map if needed







Recap

- Select biomes based on climate
 - Pin where on our map these biomes will be
 - Map changes if needed
- 
- 